

SOME UNDESCRIBED GENERA AND SPECIES OF SOUTH  
AFRICAN RHYNCHOTA.

By W. L. DISTANT.

So far as I am aware this short paper contains the first record of the Family *Phymatidæ* being found in the Ethiopian region, and as the two species here described must necessarily constitute a very meagre representation of these interesting insects, it is to be hoped that South African entomologists at least will endeavour to increase our knowledge.

Little is known of the Homopterous fauna of this region beyond the Cicadidæ and the larger Fulgoridæ; I therefore cannot help appealing to the same quarter for help in the elucidation and record of these somewhat neglected insects.

**HETEROPTERA.**

FAMILY PHYMATIDÆ.

NARINA, gen. nov.

Head long, margins subparallel, postocular portion a little longer than the anteocular; ocelli placed a little nearer to base than to eyes; antennæ short, robust, basal joint about as long as from eyes to apex of head, robust, coarsely granulate, second and third joints short, cylindrical, apical joint longest, fusiform, distinctly narrowed at apex, a little narrowed at base; rostrum extending to about middle of prosternum, first joint robust, nearly reaching middle of postocular portion of head, second joint a little shorter than first, apically

narrowed and passing base of head, third joint short and slender, about half the length of second; prosternum channelled for the reception of the rostrum; pronotum sinuately narrowed to apex from lateral angles which are prominent and apically subtruncate, lateral margins obscurely crenulate, anterior angles subprominent, anterior margin truncate, posterior margin subtruncate and about as wide as base of scutellum, disk with two central slightly diverging carinations; scutellum considerably longer than half the length of abdomen, its apex a little narrowed and convexly rounded, its lateral margins strongly carinate; abdomen moderately convexly rounded on each side; membrane slightly passing abdominal apex; anterior coxæ longest. Allied to the Oriental genus *Amblythyrcus*, Westw.

Type: *N. capensis*, Dist.

#### NARINA CAPENSIS, sp. n.

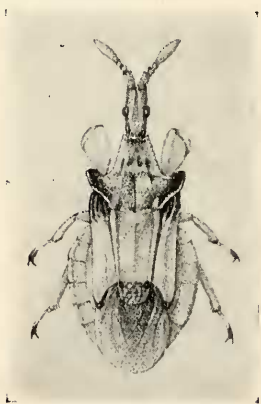
Stramineous; head, disk of pronotum, broad apex to scutellum, membrane, and first, second, and third joints of antennæ pale castaneous; lateral and basal margins of head, narrow anterior margin, four discal spots in transverse series, lateral posterior angles, and posterior margin of pronotum, broad basal angles and narrow apical angles of corium, and a small sub-apical spot on each lateral margin of scutellum, piceous; apices of intermediate and posterior tarsi black; antennæ granulate, the first and second joints more prominently so; head and pronotum finely and somewhat greyishly granulate, the latter levigate on anterior disk and near anterior lateral margins and with two short discal posteriorly divergent narrow discal carinations, apices of posterior lateral angles subtruncate; scutellum reticulately granulate, the apex rugose; corium finely wrinkled and punctate; connexivum granulose.

Long.  $8\frac{1}{2}$  mm.; exp. pronot. angl., 3 mm.

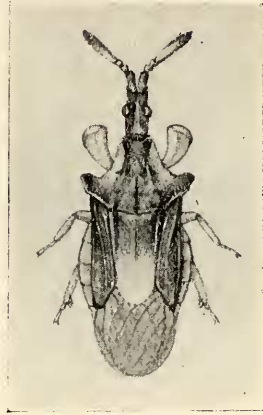
*Hab.* Cape Good Hope; Table Mountain (W. Bevins—Brit. Mus.).

#### NARINA ELIZABETHA, sp. n.

Purplish-red; basal joint of antennæ, anterior, posterior, and lateral margins of head, two short fasciæ on anterior area of



pronotum, and two spots and a short central line on its posterior area, and the apical angles of the corium, black; lateral margins (broadly) and posterior margin (narrowly) of pronotum, connexivum, body beneath and legs stramineous; a black spot behind the anterior coxæ, and a central, discal, ventral, purplish fascia; basal joint of antennæ very coarsely granulose, the apical joint somewhat piceous near apex; head coarsely granulose on lateral and posterior margins; pronotum finely granulose, with two discal carinations on anterior area, apices of the posterior angles obliquely subtruncate; scutellum granulose, its apical area mutilated in specimen described as shown by the pale area in the figure; corium finely punctate; membrane with a slight purplish tint; extreme edge of connexivum finely granulose.



Long.  $9\frac{1}{2}$  mm.; exp. pronot. angl., 3 mm.

*Hab.* Cape Colony; Port Elizabeth (Coll. Dist.).

## HOMOPTERA.

### FAMILY FULGORIDÆ.

#### SUB-FAMILY DICTYOPHARINÆ.

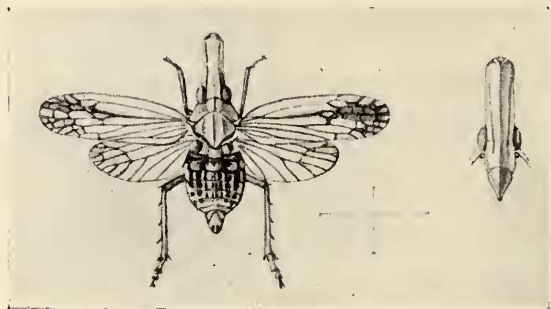
##### ENGELA, gen. nov.

Head very robustly prolonged, incompletely tricarinate, lateral margins carinate; face with the margins subparallel, tricarinate, the carinations not reaching the clypeus; clypeus distinctly centrally carinate; pronotum about as long as eyes, tricarinate; mesonotum about twice as long as pronotum, strongly tricarinate; legs cylindrical, posterior tibiæ with three spines and posterior tarsi moderately dilated; tegmina about three times as long as broad, the veins more or less reticulate on apical area; wings narrow, apical area defined by two discal transverse veins.

Type: *G. minuta*, Dist.

## ENGELA MINUTA, sp. n.

Body and legs ochraceous or virescent, carinæ to pro- and mesonota pale virescent; abdomen with the base and the central



lateral areas castaneous, the latter intersected with two longitudinal series of pale spots; femora with castaneous longitudinal lines; posterior tibiæ with three spines tipped with black; cephalic process long and very robust, about as long as

abdomen, above, with two fine longitudinal carinations which are amplified at region of eyes, between these a short obscure basal carination, apex a little globose and spotted with dark castaneous; face tricarinate, pro- and mesonota tricarinate, the carinations percurrent; tegmina and wings subhyaline, talc-like, tegmina with the radial vein and the apical area fuscous brown, the latter palely broken between the veins; stigma pale stramineous; wings with the venation fuscous brown, and the apex slightly shaded with the same colour.

Long. excl. tegm., 6 mm.; exp. tegm., 12 mm.

*Hab.* S. Africa (Mansell Weale—Coll. Dist.).

## PUTALA TRANSVAALIENSIS, sp. n.

Head, pronotum, body beneath and legs dull ochraceous; mesonotum brownish ochraceous; abdomen above castaneous-brown, with two central longitudinal series of ochraceous spots, and with three longitudinal series of small greyish-white spots on each lateral area; legs linearly streaked with castaneous, posterior femora subapically spotted with castaneous; cephalic process about as long as pronotum and mesonotum together, a little upwardly recurved; face long, narrowed anteriorly, gradually widened posteriorly from eyes, tricarinate, the lateral carinations scarcely extending in front of eyes; clypeus globose, strongly centrally and marginally carinate, its apex more or less castaneous; posterior tibiæ with five spines of which the three basal spines are placed more closely together, their apices black; pronotum tricarinate with a small foveate spot on each side of the central carination; mesonotum tricarinate; tegmina hyaline, basal venation ochraceous, extreme margins fuscous,

on apical area all the transverse veins are infuscate, the upper apical area including the stigma dark fuscous brown; wings hyaline, the extreme margins and venation of apical area fuscous.

Long. excl. tegm.,  $6\frac{1}{2}$ –7 mm.; exp. tegm., 13–15 mm.

*Hab.* Transvaal (Brit. Mus.); Pretoria (Coll. Dist. and Pret. Mus.).

Allied to *P. apicata*, Melich. from North-East Africa, but differing from the description of that species by its much smaller size, different markings, &c.

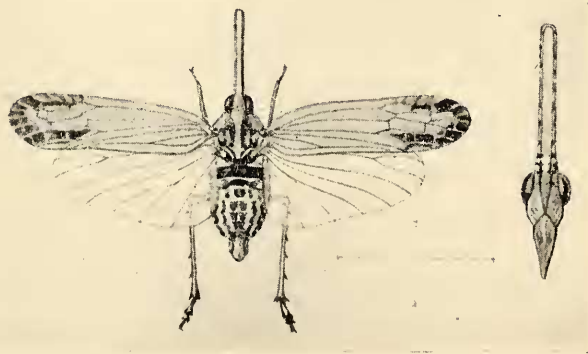
#### RHABA, gen. nov.

Cephalic process long, slender, of about equal breadth throughout from before eyes to apex, margins carinate, under side or face only slightly extending behind eyes, its lateral margins crenulate, its disk sulcate, between eyes the head is hollowed between the carinate margins; clypeus globose centrally obscurely carinate; pronotum about as long as eyes, centrally strongly carinate; mesonotum about twice as long as pronotum, finely tricarinate; abdomen moderately long; anterior tibiæ not dilated; posterior tibiæ with four spines the basal one short; rostrum reaching the posterior coxæ; tegmina long, more than three times longer than broad, venation longitudinal to apical area where there are transverse veins; wings much broader than tegmina.

Type: *A. fasciata*, Dist.

#### RHABA FASCIATA, sp. n.

Head ochraceous, the lateral ridges to anterior process above black, and beneath spotted with black; pronotum brownish-ochraceous with a central pale ochraceous fascia; mesonotum black with a central longitudinal pale ochraceous fascia, the lateral carinations also of the same colour; abdomen above black with two waved macular ochraceous fasciæ on each lateral area, the lateral margins spotted



with the same colour; body beneath and legs ochraceous, lateral margins of sternum spotted with black; tegmina very pale ochraceous, semi-hyaline, apical area marginally broadly fuscous, commencing at stigma, continued round apex, and terminating on inner margin near end of clavus, this fuscous coloration broken by paler venation; wings pale hyaline; cephalic process long, robust, porrect, from in front of eyes as long as abdomen, above centrally carinate; veins of clavus united before middle; spines to posterior tibiæ concolorous, faintly tipped with black.

Long. excl. tegm., 9 mm.; exp. tegm., 15 mm.

*Hab.* S. Africa; Namaqualand (Coll. Dist.).